

## CLASS LIST

*Expand your  
creativity with our  
classes in:*

*Clay and pottery,  
fiber and fabric  
arts and crafts,  
photography, silver  
precious metal  
clay, beading and  
jewelry, children's  
and family arts  
and craft projects,  
as well as parties  
and special events*



6203 S. McIntosh Rd (2 blocks So. of Clark)

Sarasota, FL 34238

Phone: (941) 925-2227

[www.The StudiosonMcIntosh.com](http://www.TheStudiosonMcIntosh.com)

**The Studios on McIntosh is pleased to announce  
our new flexible schedule of classes.**

**CHOOSING CLASSES:** You choose the class or classes you wish to take at times and days convenient for you. We will do our best to provide an instructor at the time/day you request, or we'll work with you to find a suitable alternative. Classes are available by appointment between 9:00 a.m. and 9:00 p.m. daily.

Some classes consist of multiple sessions and others are single sessions. Most class sessions run two (2) hours unless otherwise noted. If you need to return at another time or day to complete a project, you may do so by making an appointment for which there is a \$20 per hour Open Studio fee.




In addition to the photos included in this list, we have samples of most of our class projects at The Studios if you wish to see the real thing. Please call to make sure we're open before coming.




**FEES:** There is a basic fee for all classes plus materials, which is different for each class. For classes in Clay & Pottery (Ceramics), there is an additional firing fee. If you wish to purchase supplies prior to the class, we will provide you with a supply list and information on vendors. Our instructors will also have supplies with them if you wish to purchase your supplies/supply kit at the class. Please note there are one or two classes that will require you to purchase your supplies prior to the class so you can complete preparations to be ready for starting the class. For the silver PMC (precious metal clay) classes, you will also need to pay for the silver PMC+® packet along with your deposit.

**BOOKING CLASSES:** When you book a class with us, you will be required to pay a 20% non-refundable deposit to The Studios to reserve your class space using a major credit card. The remainder may be paid by cash or check to the instructor at the class.

**CANCELLATION POLICY:** Our Cancellation Policy is as follows: All classes require a 48-hour cancellation notice. Your deposit is non-refundable, but if you cancel before the deadline, we will issue a credit you can use for a future studio class or gallery purchase. We do not make refunds unless The Studios cancels the class. If you do not show up for your class, the entire class fee will be charged to your credit card on file.


The Studios on McIntosh – CLASS LIST

CLAY & POTTERY (Ceramics)			
<b>Adult Clay &amp; Pottery – Beginner:</b> Learn to create pottery and small sculptures using both slab and wheel-throwing techniques.	6 weeks	\$200 + mat'ls & firing fee	
<b>Adult Clay &amp; Pottery – Intermediate:</b> Advance your pottery-making and sculpture skills using slab and wheel techniques.	6 weeks	\$200 + mat'ls & firing fee	
<b>Adult Clay &amp; Pottery – Advanced:</b> Further refine your skills and learn advanced construction techniques.	6 weeks	\$200 + mat'ls & firing fee	


FIBER & FABRIC ARTS & CRAFTS			
<b>Adult Knitting – Beginner:</b> Learn knitting basics while creating an elegant hand-knitted shawl.	2 sessions	\$75 + mat'ls	
<b>Felted Handbag – Beginner/Intermediate:</b> Create an embellished felted handbag. Session 1 – you will knit the handbag. Then you'll take it home to work on the felting process (instructions will be provided). Session 2 – you will add embellishments.	2 sessions	\$75 + mat'ls	
<b>Quilting – Beginner:</b> Learn how to create a lovely quilted placemat or pillow cover using fabric you purchase or have at home.	2 sessions	\$50 + +mat'ls	

PHOTOGRAPHY			
<b>Picture Improvement with Lightroom® &amp; PhotoShop® – All Levels:</b> Transform your pictures into exciting and attention getting works of art. You need only a computer and appropriate software (like Adobe PhotoShop®, PhotoShop Elements®, or Lightroom®). If you have a laptop computer, bring it with you. Take one or more sessions, as you desire.	Weekly sessions	\$35 per session	
<b>Close-up (Macro) Photography of Your Art &amp; Jewelry – All Levels:</b> Learn to use your digital camera to create exciting and effective images. Correct lighting, camera technique, and background can make your images "pop". Learn to make a light box and backgrounds from commonly available and inexpensive materials. Lights and reflectors from a hardware store can get you started. Take one or more sessions, as you desire.	Weekly sessions	\$35 per session	



## MEMORY KEEPERS

<p><b>It's Your Story – Creating a 3-Dimensional "Memory Keeper" – All Levels:</b> Break out photos and mementos to tell your story. Assemble keepsakes as the centerpiece of an altar or shadowbox unique to you. This piece allows us to remember, commemorate and honor your hopes, dreams and turning points in your life. Imagination, patience, and some basic craft materials are all you need. An historical overview of shrines and altars in world cultures will be briefly presented. Instructor will supply basic wooden boxes and art materials – you bring photos and mementos.</p>	<p>2 sessions</p>	<p>\$50 + mat'ls</p>	
---	-------------------	----------------------	---



## DRAWING & PAINTING

<p><b>Adult Drawing, Painting, &amp; Color-Mixing – Beginner &amp; Intermediate:</b> Learn or improve upon the basic techniques of drawing, painting, and color-mixing.</p>	<p>Weekly sessions</p>	<p>\$37.50+ mat'ls</p>	
---	------------------------	------------------------	---




## SILVER PMC (Precious Metal Clay)







<p><b>Silver PMC Pendants – Beginner:</b> Learn basic silver PMC techniques while creating beautiful pendants. You'll form, cut, use molds and texture plates, and use basic PMC tools which will be provided for your use during the sessions. You will be using PMC+®, which consists of micron-sized particles of fine silver (.999 pure) with an organic clay binder, which will burn off during the firing process. You'll learn to use a butane torch. Lab-created CZs and other gems, labeled for use with PMC, can be added as embellishment.</p>	<p>2 sessions, 3 hours each</p>	<p>\$95 plus PMC+® packet fee; CZs &amp; gems add'l</p>	
<p><b>Silver PMC Toggles, Links, &amp; Charms – Beginner:</b> Learn basic silver PMC techniques while creating components to use in your jewelry designs. You'll form, cut, use molds and texture plates, and use basic PMC tools which will be provided for your use during the session. You will be using PMC+®, which consists of micron-sized particles of fine silver (.999 pure) with an organic clay binder, which will burn off during the firing process. You'll learn to use a butane torch. Lab-created CZs and other gems, labeled for use with PMC, can be added as embellishment.</p>	<p>1 session, 3 hours</p>	<p>\$95 plus PMC+® packet fee; CZs &amp; gems add'l</p>	



## JEWELRY DESIGN & FABRICATION

<p><b>Jewelry Design &amp; Fabrication – Beginner:</b> Learn to fabricate one-of-a-kind necklaces, bracelets and earrings. Go from original design to completed projects. Explore principals of color and design and acquire the skills to do basic stringing and closure techniques. Collect beads, charms and amulets and learn how to combine them into jewelry creations. Supply kits will be available for purchase or contact us for a supply list and vendor information. Consider buying a basic set of tools and bead mat (available at JoAnn Fabric &amp; Crafts® and Michaels® stores).</p>	<p>4 sessions</p>	<p>\$125 + Mat'ls</p>	
<p><b>Refine, Restyle, Redesign – Intermediate/Advanced:</b> You already know the basics, now take it further and learn more advanced techniques to refine, restyle, and redesign your jewelry creations. Bring your jewelry tools and bead mat with you. Additional tools will be available to borrow for the class, if needed.</p>	<p>4 sessions</p>	<p>\$125 + Mat'ls</p>	


## WIRE: WRAPPING, VIKING KNIT, & JEWELRY








<p><b>Wire Jewelry – Beginner:</b> Learn how to make single and double wire coils and use them to create an attractive bracelet on regular or memory wire. Create a flat coil wire bracelet in 1 or 2 colors. Use memory wire with bicone crystals and 3-hole spacers to create a sparkling 3-row bracelet. You'll also learn basic wire-wrapping and how to make simple clasps and shape basic earwires. Bring your tools and bead mat if you have them, or tools will be available for you to borrow during the class.</p>	<p>3 sessions</p>	<p>\$75 + Mat'ls</p>	
<p><b>Wire Jewelry – Intermediate:</b> Refine your wire wrapping and coiling techniques while creating a wire art pendant and wire art earrings. You'll also learn how to make a wire art ring. Bring your jewelry tools and bead mat with you. Additional tools will be available to borrow during the class, if needed.</p>	<p>3 sessions</p>	<p>\$75 + Mat'ls</p>	
<p><b>Wire Viking Knit – Beginner:</b> Learn the ancient craft of wire Viking Knit jewelry. You will "knit" wire on a wooden dowel and then draw it through a pull plate to create lengths to fashion a bracelet or necklace.</p>	<p>1 session</p>	<p>\$35 + Mat'ls</p>	

<b>BEAD-WEAVING (with Crystals &amp; Seed Beads)</b>			
<b>Basic Peyote Bracelet – Beginner:</b> Learn the most versatile bead-weaving technique of peyote stitching using seed beads to create a unique bracelet.	1 session,	\$45 + Mat'ls	
<b>Peyote Toggles &amp; Tubes – Intermediate:</b> Use peyote stitching to create toggle and tube components to complement a bead-woven bracelet or necklace.	1 session	\$45 + Mat'ls	
<b>Embellished Rivoli Pendant – Intermediate:</b> Create a sparkling pendant using a large Rivoli crystal bead and surrounding it with seed bead embellishments.	1 session	\$45 + Mat'ls	
<b>Crystal Spiral Bracelet – Beginner:</b> Use sparkling Swarovski crystals and seed beads to create a dazzling bracelet.	1 session	\$45 + Mat'ls	
<b>Right Angle Crystal Bracelet – Beginner:</b> Create a gorgeous bracelet using Swarovski crystals and seed beads.	1 session	\$45 + Mat'ls	
<b>Russian Spiral Bracelet or Necklace – Intermediate:</b> Learn another bead-weaving spiral technique using crystals and seed beads to create an elegant bracelet or necklace.	1 session	\$45 + Mat'ls	

<b>KUMIHIMO</b>			
<b>Beaded Kumihimo – Beginner/Intermediate:</b> Learn the basic 8-strand technique of Japanese braiding, called “Kumihimo”, to create beautiful bracelets and necklaces. Using a Kumihimo disk, you will braid your cords containing crystals, fire-polished beads, and seed beads. You will need to purchase a supply kit (or contact us for a supply list and vendor information) before the class as you will need to pre-string the beads and have them ready to use at the start of the session. It is helpful to know how to use Fireline or basic wire-wrapping to finish the braid at each end.	1 session, 2-3 hrs	\$45 + mat'ls	 

<b>CHILDREN'S ARTS &amp; CRAFTS</b>			
<b>Kids' Clay Afterschool &amp; School Break Programs– All Levels:</b> Learn to throw a pot on the wheel or hand-build a sculpture in clay. This class will teach all the techniques to awaken your creative side. If you have previously worked with clay, try something new. Take one or more sessions, as you desire.	Daily & weekly sessions	\$35 + mat'ls & firing fee	
<b>Kid's Painting &amp; Color Mixing Afterschool &amp; School Break Programs – All Levels:</b> Explore varied hands-on techniques in drawing, painting, and color mixing. Take one or more sessions, as you desire.	Daily & weekly sessions	\$35 + mat'ls	

CHILDREN'S ARTS & CRAFTS – Continued ...			
<b>Kid's Knitting – Beginner:</b> Learn knitting basics while having fun. Create an adorable wooly lamb pillow to take home at the end of this course.	4 sessions, 1.5 hrs	\$90 + mat'ls	

FAMILY ARTS & CRAFT PROJECTS – Work on a project individually or together			
<b>Earrings – Beginner:</b> Learn to design and create a beautiful pair of earrings you can wear home.	1 session	\$25 + Mat'ls/pr	
<b>Beaded Eyeglass or Badge Holder – Beginner:</b> Make your own eyeglass or badge holder (lanyard). If you have any old, loose beads around the house, bring them with to incorporate into the eyeglass or badge holder.	1 session	\$25 + Mat'ls per holder	
<b>Felt Earrings – Beginner:</b> Have fun making these brightly colored, whimsical felt earrings. They are exceptionally light and easy to wear.	1 session	\$25 + Mat'ls per pair	
<b>Fold-Out Photo Album – Beginner:</b> Create a beautiful, personalized fold-out photo album to hold your treasured snapshots.	1 session	\$25 + Mat'ls p/ album	
<b>Resin Pendant – Beginner:</b> Learn resin basics and take home a finished pendant. If you have a small photo (note these can "bleed" when covered with resin; apply 1-2 coats of Modge Podge® or craft glue at least 24 hours before class – follow bottle directions), pretty paper, or tiny/small beads, bring them to class.	1 session	\$25 + Mat'ls per pendant+ \$5 for necklace	
<b>Mother's or Grandmother's Bracelet – Beginner:</b> Using silver beads and crystals in birthstone colors, create an attractive keepsake bracelet for Mom or Grandma.	1 session	\$25 + Mat'ls p/ bracelet	
<b>Memory Wire Bracelet – Beginner:</b> Make a beautiful memory wire bracelet using a variety of beads and colorful coiled wire.	1 session	\$25 + Mat'ls p/ bracelet	

**OPEN STUDIO:** If you wish to work on or complete a current project at The Studios, you are welcome to make an appointment for a day and time of your choice. If you need assistance, we will be happy to spend time with you if we are not teaching a class. The fee is \$20 per hour.

**PARTIES – GIRLS' NIGHT OUT – GROUP PROJECTS:** Enjoy wine, cheese, crackers and light snacks with your friends and/or relatives while creating a beautiful piece of art or jewelry to take home. The party fee is \$15 per person plus class fee and materials.

**SPECIAL EVENTS:** Throughout the year, The Studios schedules special events, art exhibits and sales, which are open to the public. If you have signed up at The Studios or on our website ([www.TheStudiosonMcIntosh.com](http://www.TheStudiosonMcIntosh.com)) and given us your e-mail address, you will receive invitations to attend these events. If you don't use a computer, we would be happy to send announcements to you via regular mail if you give us your mailing address.